

Early Exposures

Week 3
Balance

Balance

Balance is a way to describe how all the individual parts of an image are organized.


There are 3 types of balance:

asymmetrical

radial

symmetrical

Symmetrical Balance



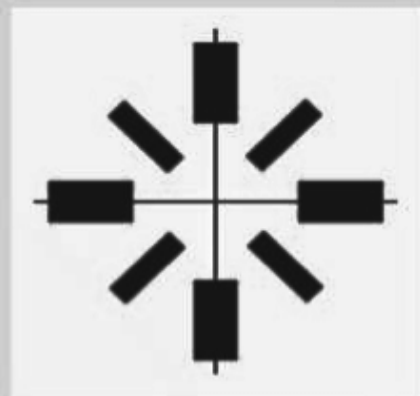
Symmetrical means the same on both sides. (they may not be perfectly identical, but they are very similar in terms of numbers of objects, colors and other elements.

Asymmetrical Balance




Asymmetrical means NOT the same on both sides. This occurs when several smaller items on one side are balanced by a large item on the other side, or smaller items are placed further away from the center of the screen than larger items.

Radial Balance



Radial means in the round. This occurs when balance occurs from a central point and travels around. Like a flower or a clock.

Symmetrical Balance



Symmetrical means the same on both sides. (they may not be perfectly identical, but they are very similar in terms of numbers of objects, colors and other elements.

Asymmetrical Balance



Asymmetrical means NOT the same on both sides. This occurs when several smaller items on one side are balanced by a large item on the other side, or smaller items are placed further away from the center of the screen than larger items.


Radial Balance



Radial means in the round. This occurs when balance occurs from a central point and travels around. Like a flower or a clock.

Symmetrical Balance







Symmetrical Balance- this is a pretty obvious example. If you folded the image in half along the vertical midline, it would pretty much match up.

Your Turn

Take a photograph with an symmetrical balance

Upload to www.earlyexposures.org/student-upload

Asymmetrical Balance







Asymmetrical Balance

- There are a lot of elements in this photo, the snake, the mirror, me, the window, the sign. The mirror on the right is visually heavy (it takes your attention), but the window is light. The snake on the left is visually light, BUT the space around it balances with the weight of the mirror.

Your Turn

Take a photograph with an asymmetrical balance

Upload to www.earlyexposures.org/student-upload

Radial Balance







Radial Balance- This example is more complex. When you look at the image, your eye starts at the paint brush in focus. As your eye travels down the handle, it ends up swirling around the pens in a radial(circular) fashion.

Your Turn

Take a photograph with an symmetrical balance

Upload to www.earlyexposures.org/student-upload

Week 3 Assignment: Balance

Take 3 photographs of each kind of balance.

asymmetrical

radial

symmetrical

Upload to www.earlyexposures.org/student-upload